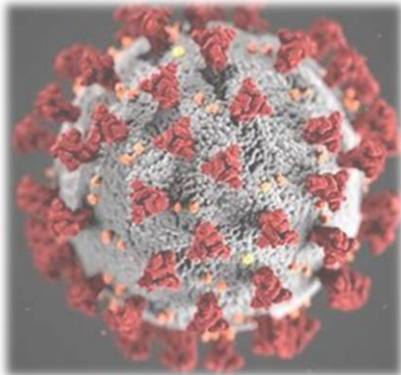




2020

Annual Report



Betty Coonrod

Adams County Health Department

Table of Contents

Introduction

Board of Health & Health Department Leadership
Mission, Vision, and Values

Division of Public Health Programs

Communicable Disease Control

Reportable Infectious Diseases
Tuberculosis

Environmental Health Services

Food Services
Water Supply Services
Sewage Disposal
Solid Waste
Lead Testing
Tanning and Body Art
Smoke Free Illinois
Mosquito Surveillance/ West Nile Virus

Emergency Preparedness and Safety Programs

Medical Reserve Corps

Family Health

Family Case Management
Better Birth Outcomes

Community Health and Education Programs

Reading: A Healthy Habit
Substance Abuse
All Our Kids Network (AOK)
Becoming a Mom—Healthy Pregnancy Classes
HealthWorks of Illinois

Division of Clinical Services

Oral Health Services
Woman, Infants, and Children
Immunization Program

Vital Statistics

Births
Deaths

Annual Financial & Workforce Report

Board of Health & Health Department Leadership

Adams County Board of Health

Richard J. Wright, DDS, FAGD
President

Glori Traeder, MSN, RN, FNP
Vice President

Becky Campbell, RN, MSN, CPNP
Secretary

Chris Larsen
Board Member

Thomas Miller, MD
Board Member

Mark Peter
Board Member

Jan Poulter
Board Member

Ann Reich, RN, BSN
Board Member

Harry R. Ruth, MD, MHA
Board Member

Adams County Health Department Leadership

Jerrold C. Welch, MPA, CPHA
Public Health Administrator

James Daniels, MD, MPH
Medical Director

Ellen M. Vonderheide, MBA
Director of Public Health

Debra Laird, RN, BSN
Director of Clinical Services

Cori Moore
Director of Administrative Services

OUR VISION

To develop, protect, and promote conditions for a health community through prevention, education, leadership, and response.

OUR MISSION

By maintaining a competent public health workforce and enhancing the public health system, the Adams County Health Department will create conditions in which the community can be healthy and empower individuals to make informed decisions.

OUR VALUES

We will demonstrate
PROFESSIONALISM

We will enhance
KNOWLEDGE

We will assure
STABILITY

We will remain
FLEXIBLE

We will **COLLABORATE**

Adams County Health Department

330 Vermont St Quincy, IL 62301

217-222-8440

DIVISION OF PUBLIC HEALTH PROGRAMS

Communicable Disease Control

Environmental Health Services

Emergency Preparedness and Safety
Programs

Family Health

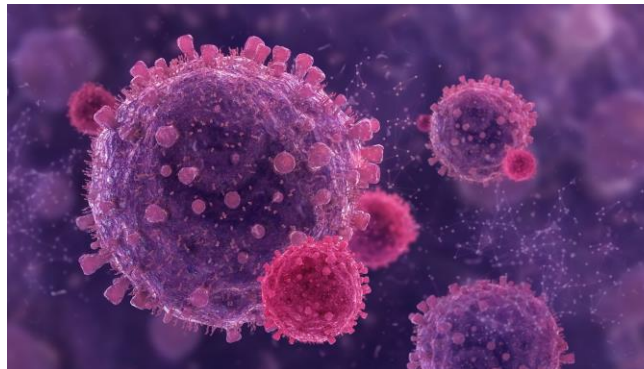
Community Health and Education Programs

Communicable Disease

Reportable Infectious Diseases	2018	2019	2020
Campylobacteriosis	2	2	3
Campylobacteriosis (Probable)	36	53	35
Chlamydia	235	282	238
Coronavirus SARS-CoV-2	0	0	6477
Cryptosporidiosis	0	0	0
Cryptosporidiosis (Probable)	9	16	19
Ehrlichia Chaffeensis (Probable)	0	1	0
Gonorrhea	132	141	176
Haemophilus Influenza Invasive Disease	1	3	0
Hepatitis A	0	1	0
Hepatitis B Acute	0	0	0
Hepatitis B Chronic	4	1	1
Hepatitis B Chronic (Probable)	2	2	0
Hepatitis C Acute Infection (Probable)	0	0	0
Hepatitis C Chronic or Resolved	34	26	25
Hepatitis C Chronic or Resolved (Probable)	6	0	0
Histoplasmosis	1	0	0
Histoplasmosis (Probable)	3	1	1
HIV	0	0	0
Influenza with ICU Hospitalization	1	1	1
Legionellosis – Legionnaires Disease	4	1	1
Legionellosis – Pontiac Fever	0	0	0
Listeria Invasive Disease	0	1	0
Lyme	1	1	0
Meningococcal (Neisseria Meningitides) Invasive Disease	0	0	0
Mumps	0	0	0
Mumps (Probable)	0	0	0
MRSA in an infant less than 61 days	0	0	0
Pediatric Influenza Death	0	0	0
Pertussis	0	0	1
Pertussis (Probable)	0	0	0

Reportable Infectious Diseases (continued)	2018	2019	2020
Salmonellosis	13	11	13
Salmonellosis (Probable)	1	0	0
Shiga Toxin-Producing E. coli (STEC), Non-0157 Serotype	1	4	0
Shigellosis	0	1	0
Spotted Fever Rickettsiosis (Probable)	1	0	0
Staphylococcus Aureus Vancomycin Intermediate-Level Resistance (VISA)	1	0	0
Streptococcal Disease Invasive Group A	2	1	1
Streptococcal Toxic Shock Syndrome	0	0	0
Streptococcus Pneumonia - Drug resistant Invasive Disease	0	0	0
Streptococcus Pneumonia - Non Drug Resistant Invasive Disease (<5 years)	0	0	0
Syphilis	0	4	5
Tuberculosis	0	1	2
Typhus Murine (Probable)	0	1	0
Varicella	5	1	1
Varicella (Probable)	3	3	0
West Nile Virus (Probable)	0	0	0
Zika Virus Disease, Non-Congenital	0	0	0

Tuberculosis	2018	2019	2020
TB Skin Tests (ACHD)	1063	994	559
Referrals for Chest X-Ray (ACHD)	7	3	9
Confirmed Tuberculosis Cases	0	1	2
Persons on Medication provided through TB Board	0	1	0



Environmental Health Services

Food Services	2018	2019	2020
Routine Inspections	593	559	221
Complaints	27	28	15
Pre-Opening Inspections	65	62	39
Re-Check Inspections	113	116	53
Food Service Establishments Licensed	409	412	377
Temporary Food Permits Issued	208	198	63
Disaster Investigations (fire, flood, etc.)	4	6	2
Foodborne Illness Investigations	3	0	0
Number of Individuals Attending Trainings	139	187	43



Sewage Disposal Services	2018	2019	2020
Permits Issued	55	58	57
Layout Inspections	10	8	5
Number of Systems Inspected/Re-Inspected	51	59	57
Subdivisions Reviews	5	7	6
Sewage Related Complaints	3	5	2
Pumper Truck Inspections	5	5	5

Water Supply Services	2018	2019	2020
Well Permits Issued	8	4	3
Number of Wells Inspected/Re-Inspected	8	4	3
Wells Sealed	1	4	0
Water Analysis Sampling Reports	70	65	71
Non-Community Sanitary Surveys	0	3	3

Solid Waste	2018	2019	2020
Recycle Material Collected	326,540 lbs	374,260	429,617
Illegal Dumping Complaints	6	9	3
Other (tire sites, rodents, weeds, etc.)	0	1	0

The Environmental Health staff provided valuable assistance with pandemic response.



Environmental Health Services continued...

Tanning and Body Art	2018	2019	2020
Tanning Parlor Inspections	0	1	0
Tattoo/Body Art Inspections	1	2	3

Smoke Free Illinois	2018	2019	2020
Smoke Free Illinois Complaints	2	3	2
Smoke Free Illinois Violations	1	1	0

Mosquito Surveillance/West Nile Virus	2018	2019	2020
Mosquito Batches Tested	66	154	74
Mosquito Batches Positive for West Nile Virus	0	1	0
West Nile Public Education	6	5	3

Emergency Preparedness

Emergency Preparedness	2018	2019	2020
Medical Reserve Corps Members	88	87	93
Medical Reserve Corps Student Nursing Unit	0	0	0
Medical Reserve Corps Volunteer Hours	4	43	5,000
Volunteer rate IL \$24.08 *Value of Volunteer Hours	\$96.32	\$1,044.4	\$120,400
Community Trainings	7	10	10



December 22, 2020

Our first shipment of Pfizer covid-19 vaccine arrived at the health department.



Family Health

Blood Lead Levels	2018	2019	2020
No Result	13	NA	0
0-4	1489	1017	728
5-9		79	56
10-14	30	16	17
15-19	9	11	4
20-29	6	10	1
30-44	2	2	1
45-69	1	0	2
>=70	1	0	2

Protecting children from exposure to lead is important to lifelong good health. No safe blood lead level in children has been identified. Even low levels of lead in blood have been shown to affect IQ, ability to pay attention, and academic achievement.

-CDC

Childhood Lead Poisoning County Wide	2018	2019	2020
Total BLL tests performed in Adams County	1662	1141	811
New Investigations	76	45	42

Family Case Management and Better Birth Outcomes	2018	2019	2020
Maternal Child Health Visits	2227	2966	2155
Developmental Screenings	341	294	306
Better Birth Outcomes Clients Served (Serves pregnant women in Adams, Brown, Pike and Schuyler Counties)	117	118	129



Community Health and Education

Reading: A Healthy Habit

In 2013, as a result of a community health assessment, the Department increased efforts to strengthen relationships with partner agencies to implement community improvement projects linking health, income, and education. Through partnership with United Way Adams County, Blessing Health System, Regional office of Education #1, Quincy Public Library, and many other community partners, a significant number of community solution teams formed to tackle Adams County's biggest challenges. Among these solutions emerged the Ready, Set, Grow project, which now includes the Department's Reading: A Healthy Habit program. This program provides thousands of gently used books to kids coming to the Department for public health services, new books to parents of infants who participate in our Family Case Management home visit program, and volunteers who model reading to parents and children in the waiting rooms of our clinical areas. Since the program's inception, more than 25,000 books have been placed in the hands of local children!



Adams County Substance Abuse Coalition

- The Adams County Substance Abuse Coalition has met monthly via ZOOM in 2021. On average, we have approximately 18 members attending each meeting. We continue to look for members to represent the sectors of business, media, school students and state/local government.
- The Hidden in Plain Site Program has transferred hands to Addicts Victorious. They are looking into setting up the program at both QMG and YMCA health fairs. They look forward to using it more regularly once the COVID restrictions have loosened up.
- We received Narcan Nasal Spray and have distributed 21 kits to area partners for utilization if needed.

Covered Bottoms Diaper Bank is an initiative from the Adams County All Our Kids Network (AOK). The conversation started in late 2019 with the Network partners creating a bank. In the summer of 2020, 10 agencies committed towards this work and Covered Bottoms Diaper Bank was formed. We received our first shipment from Huggies in late August 2020 and the agencies started distributing in September 2020. From September until the end of 2020, we distributed over 19,000 diapers.

We have received our 501c3 status and have a board of directors that meet quarterly. Our website www.coveredbottoms.org allows people to sign up for volunteer opportunities, donate to CBDB, or inquire about diapers.

Covered Bottoms Diaper bank is a member of the National Diaper Network. NDBN has a membership with Huggies, and this allows us to purchase diapers at a discounted rate.

The diapers can only be received from one of the partner agencies.



Becoming a Mom: Healthy Pregnancy Class

The Becoming a Mom program uses evidence-based curriculum to reduce adverse pregnancy outcomes including prematurity, to teach women about having a healthy pregnancy, and to create a supportive environment that promotes healthy behaviors and positive birth outcomes. In 2020, due to the pandemic, only 1 session of this class was held and there were 13 total pregnant moms who participated.

HealthWorks of Illinois

A collaborative effort of the Illinois Departments of Children and Family Services, Human Services and Healthcare and Family Services to provide comprehensive health services for children in the custody of the Illinois Department of Children and Family Services. The Adams County Health Department Lead Agency covers eight counties including Adams, Brown, Calhoun, Greene, Hancock, Jersey, Pike and Schuyler.

- 178 new Healthworks cases opened
- 53 cases transferred into the service area
- 154 Healthworks cases closed
- 32 cases transferred out of the service area

DIVISION OF CLINICAL SERVICES

Oral Health Services

Woman, Infants, & Children (WIC)

Immunization Program

Dental

Our Services

- Fillings
- Crowns
- Tooth Extractions
- Dental Cleanings
- Periodontal Treatment
- Fluoride Varnish
- Dentures and Partial
- N2O for children

Who We Serve

The dental clinic serves IL Medicaid eligible children and adults. Financial assistance is available for those without insurance. Upon approval, patients may be seen on a sliding fee scale.

About us

We are dedicated to providing Adams County with an array of dental services for all your oral health needs. Care is provided by dentists, dental students, hygienists, and assistants.

Oral Health Services	2018	2019	2020
Total Patient Visits	9,326	7,850	3,816
Diagnostic Procedures	11,822	15,490	9,089
Preventive	4,742	11,454	6,693
Restorative	1,910	2,002	1,111
Annual Production – Dental Clinic	\$761,570	\$786,187	\$398,654.16
Sealants	278	1,130	359



WIC and Immunizations

WIC is a food assistance program for Women, Infants, and Children. It helps pregnant women, new mothers, and young children eat well and stay healthy. We were able to continue to provide safe WIC services during the pandemic through phone calls and curbside service.

WIC can provide:

- Electronic card to buy healthy foods—like milk, juice, eggs, cheese, cereal, dry beans, or peas, and peanut butter
- Information about nutrition and health to help you and your family eat well and be healthy
- Information and help with breastfeeding
- Help in finding health care and other services in your area

Women, Infants & Children (WIC)	2018	2019	2020
Average Monthly Participation	1,112	1,010	967
Nutrition Education Session Attendance	1,637	1,612	1517
Total Certifications	1,531	1,630	958
Client Follow Up	1,062	1,041	958
Farmers Market Coupons issued	3,200	2,000	2,000
Monetary Value of Coupons	\$16,000	\$10,000	\$20,000

Immunization Program	2018	2019	2020
Number of patients served	3,309	3,527	2974
Number of vaccinations administered	8,298	5,614	4135
Purchased Vaccines	\$171,938	\$136,910	\$70,207
Covid vaccines administered	NA	NA	573

Vital Statistics

Birth data

Death data

Birth Data

Vital Statistics	2018	2019	2020
Total births in Adams County	1115	1009	1035
Born in hospital	1113	1006	1034
Born outside hospital	2	3	1
Quincy	530	491	458
Adams County	150	161	177
Other Illinois Counties	206	192	214
Out of State	229	165	186
1st Child Births	408	385	320

Teen Births	2018	2019	2020
Un-wed	64	43	35
Wed	13	6	4
White	68	37	35
Non-white	9	12	4
Quincy	40	32	30
Rural	10	7	5
Other Illinois Co. Residents	19	6	1
Out of State Residents	8	4	3
1st child	68	41	29
2nd child	6	7	9
3rd child	2	1	1
4th child	X	X	0
Total	77	49	39

Births to Unwed Mothers	2018	2019	2020
10-19 years of age	64	60	37
20-25 years of age	212	219	210
26 and over	154	140	178
Quincy Residents	257	243	225
Adams County Residents	43	64	56
Other Illinois Co. Residents	71	57	90
Out of State Residents	59	55	54

Death Data

Deaths in Adams County	2018	2019	2020
Male	499	515	571
Female	512	469	506
Total Deaths	1011	984	1077

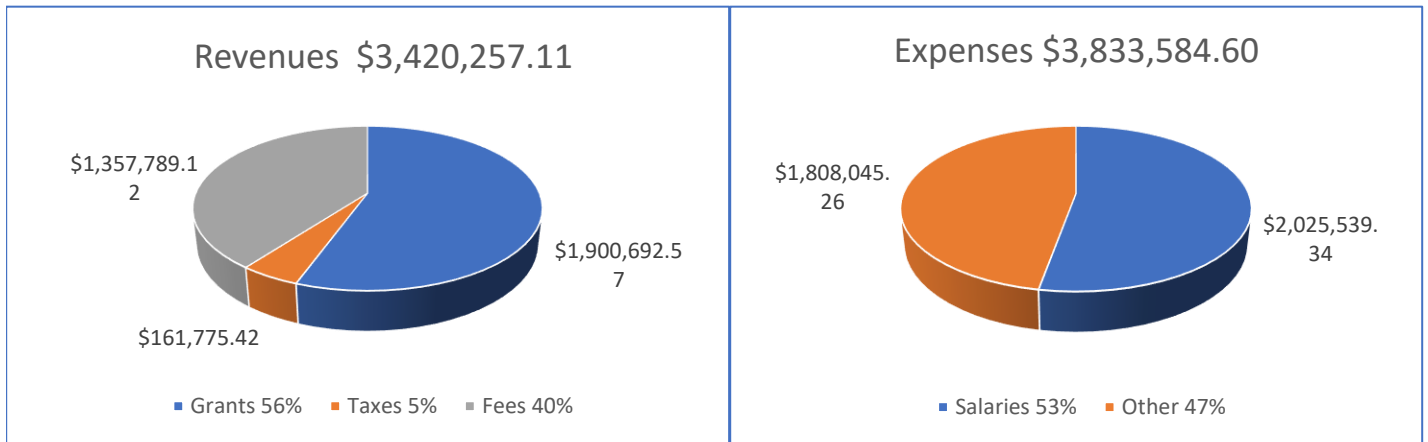
Death Record - Place of Residence	2018	2019	2020
Quincy	568	501	617
Rural Adams County	227	227	175
Other Illinois County	98	98	141
Out of State	118	118	144

Age at Time of Death	2018	2019	2020
Under 1 day	0	0	1
>1day/<1 year	0	2	2
Age 1-14	2	0	2
Age 15-24	6	3	8
Age 25-64	42	194	182
Age 65-74	154	165	188
Age 75-84	446	269	599
Age 85+	358	351	342

Place of Death	2018	2019	2020
Hospital	422	439	540
Nursing Home	284	223	182
IL. Veterans Home	90	95	62
Own Home	206	221	288
Other	9	6	5

Annual Financial and Workforce Report

Fiscal Year 2020



Workforce Data

- 46 Employees --- 44.0 FTE
- Mean Tenure: 6.47 Years
- Mean Age: 44 Years
- Ratio Female to Male: 37:9
- Percentage, Bachelor's or Higher: 52%
- Licensed Nurses: 10
- Licensed Environmental Health Practitioners: 2
- Licensed Dentists: 1
- Registered Dental Hygienist: 2