

Adams County Health Department

**330 Vermont Street
Quincy, Illinois 62301**



64th

Annual Report

Dec.1, 2008-Nov. 30, 2009

Adams County Health Department Board of Health

Harry R. Ruth, MD MHA President

Richard J. Wright, DDS FAGD, Vice President

Becky Campbell, RN, MSN, CPNP Secretary

William Hanshaw, MD, PC

Ann Reich, RN, BSN

Steve Vestal, PE

Glori Traeder, MSN, RN, FNP

Mark Peter

MISSION STATEMENT

The promotion of health through assessing community need, facilitating health policy development, and the assurance of quality health services for the community.

VISION STATEMENT

Providing leadership and structure in community health planning, enhanced partnering with diverse community groups in advancing the goals of Public Health, maintaining surveillance in the prevention of disease, injury and disability, efficient and effective regulation and enforcement through strong health codes and ordinances, an ability to collect, analyze and disseminate relevant health data and information, informing, education and empowering people with health issues, evaluating the accessibility and availability of personal and population-based services, and a focus on primary prevention in all programmatic activities.

SERVICES PROVIDED


The Adams County Health Department was established by county referendum in 1944, and is state certified. The Adams County Health Department offers programs which reach all the residents and visitors of Adams County. Services offered by the Health Department are population-based and are designed to assure that needed health services are available to all Adams County residents.

Some of the current services offered by the Health Department include: maternal child health, WIC, Dental Services for the medically indigent population, screening clinics, women's health, drug free communities, Illinois Breast and Cervical program, child care consultant, vital statistics, food, water and sewage programs, solid waste, Teen REACH, STD and CD surveillance prevention and treatment.

DIVISION OF HEALTH PROTECTION
January 1, 2009 – December 31, 2009

REPORTABLE DISEASES	# OF CASES
Cryptosporidiosis	1
Haemophilus Influenza Invasive	4
Hepatitis A	1
Hepatitis B – Acute	1
Hepatitis B – Chronic	1
Hepatitis C Virus Infection Chronic or Resolved	33
Listeria Invasive Disease	2
Meningococcal (Neisseria Meningitidis) Invasive	3
MRSA Community Cluster Case	2
Mumps	1
Novel Influenza H1N1	9
Pertussis	2
Rabies, Potential Human Exposure	3
Rocky Mountain Spotted Fever	3
Salmonellosis	10
STEC-Shiga toxin positive	1
Shigellosis	1
Streptococcal Disease Invasive Group A	4
Varicella (Chicken Pox)	81
SEXUALLY TRANSMITTED DISEASES	
Chlamydia	237
Syphilis	0
Gonorrhea	60
HIV	1
HIV Antibody Tests Provided	168
TB SERVICES	
TB Skin Tests Given	2163
Chest X-Rays	6
Confirmed Tuberculosis Cases	2
Persons on Medication	2

IMMUNIZATIONS	
Clients Seen for Immunization Services	4501
Total Immunizations Provided	10314
Days of Immunizations Clinics	149
Immunizations Related Media Contacts (includes flu)	20
INFLUENZA CLINICS (Oct. – Dec. 2009)	
Number of flu shots given – Adult	3588
Number of flu shots given – Pediatric	1254
H1N1 CLINICS (Oct-Dec 2009)	
Number of shots given	5690
EMERGENCY PREPAREDNESS	
Medical Reserve Corps	
* Fully enrolled	18
*Partially enrolled	35
Community Training	
Preparedness Related Media contacts	11



DIVISION OF HEALTH PROTECTION CONTINUED

ENVIRONMENTAL HEALTH SERVICES

FOOD SERVICES	
Routine Inspections	387
Complaints	18
Pre-Opening Inspections	51
Recheck Inspections	46
Food Service Establishments Licensed	352
Temporary Food Permits Issued	171
Foodborne Illness Investigations	1
Food Related Media Coverage	0
WATER SUPPLY SERVICES	
Well Permits Issued	2
Number of Wells Inspected/Reinspected	3
Wells Sealed	6
Water Analysis Sampling Reports	8
Non-Community Sanitary Surveys	0
Water Supply Media Contacts	1
SEWAGE DISPOSAL SERVICES	
Permits Issued	75
Layout Inspections	22
Number of Systems Inspected/Reinspected	83
Subdivisions Reviews	5
Sewage Related Complaints	4
Pumper Truck Inspections	3
Sewage Related Media Contacts	1
OTHER ENVIRONMENTAL HEALTH SERVICES	
Tanning Parlor Inspections	6
Day Care Inspections	7
Mosquito Pools Tested	73
West Nile Virus Positive Mosquito Pools	2
West Nile Related Media Contacts	3
Rodent Investigations	13
Smoke Free Illinois Complaints	25
Smoke Free Illinois Violations	0
Smoke Free Illinois Related Media Contacts	4

CHILDHOOD LEAD POISONING PREVENTION PROGRAM	
Number of Children Screened	654
0-11 Months	17
12-35 Months	370
36-72 Months	240
> 72 Months	27
BLOOD LEAD LEVELS (Screened)	
<10 ug/dl	630
10-14 ug/dl	16
15-19 ug/dl	7
20-24 ug/dl	0
25-44 ug/dl	1
45-69 ug/dl	0
>69 ug/dl	0
Lead Related Media Contacts	3
ILLINOIS BREAST & CERVICAL CANCER PROGRAM	
Enrollment (Total)	423
Enrollment (Adams County)	309
Enrollment (Brown County)	14
Enrollment (Pike County)	75
Enrollment (Scott County)	25
Diagnosis	
Invasive Breast Cancer	2
Breast Cancer in Situ	0
Invasive Cervical Cancer	0
Pre-Cancerous Cervical Conditions	6
IBCCP Related Media Contacts	3
SAFE KIDS ADAMS COUNTY	
Risk Watch Fair Participants	3500
Bike Helmets Distributed	1775
Car Seats Distributed	175
Number of Car Seat Check Ups	15
Number of Car Seats Checked	376
Carbon Monoxide Detectors Distributed	200
Safe Kids Related Media Contacts	24

DIVISION OF SOLID WASTE
January 1, 2009 – December 31, 2009

Recycle Material Collected	338,610 lbs
No Dumping Signs Posted	41
Illegal Dumping Complaints	90
Recycling Information Distributed	74
Tire Sites	1
Tires Collected	100

* IEPA discontinued countywide tire collections in 2009. Tire collections now occur on a case by case basis as state funds allow.

DIVISION OF HEALTH PROMOTION AND EDUCATION
January 1, 2009– December 31, 2009

The Adams County Health Department has partnered with the United Way of Adams County, Inc. and the University of Illinois Extension to create a community planning initiative entitled the Alliance for Building Community. A comprehensive community plan was developed through this partnership that contain outcomes and indicators to measure the quality of life in Adams County. The Adams County I-Plan was written based on the work of the Alliance for Building Communities. Community agencies and coalitions are adopting specific indicators related to their area of work to conduct interventions designed to impact the outcome areas. The eight outcome areas identified include:

1. Residents live in a state of economic well-being.
2. Residents possess the skills to be successful in school and work.
3. Community infrastructure supports health and well-being.
4. Appropriate and affordable housing exists for all residents.
5. Residents have access to health and social services.
6. Individuals and families lead happy lifestyles.
7. All residents live in a safe environment.
8. Residents are engaged civic participants.

Dental Health

Total Patient Visits	10,977
Diagnostic Procedures	10,294
Preventive	6,813
Restorative	5,170
Endodontic	291
Oral Surgery	3,025
Orthodontics Visits	126

Drug-Free Communities

Promotional Items	4 distributions
Safe Home Booklets	1568
Community Presentations/Trainings	23
Stall Readers (monthly)	690
Prevention Curriculum (Too Good for Drugs) # of Youth Sept 09- Dec 09	67

School Health

Youth Served	650
--------------	-----

Teen Pregnancy

Curriculum & Youth Board	130
--------------------------	-----

Teen REACH

Participants Served	169
---------------------	-----

Tobacco

Cessation Program Participants	206
--------------------------------	-----

Violence

Youth Served	410
Adults Served	515

DIVISION OF MATERNAL CHILD HEALTH NURSING
January 1, 2009 – December 31, 2009

Maternal Child Health Home Visits	2,599
Newborn Visits	475
Adams County Youth Home Students Visited	76
Vision Screenings	5,901
Referred for Vision Examinations	288
Hearing Screenings	7,721
Hearing Referrals to Physicians	44

AOK Network
 (All our Kids Network)

Family Resource Guides Distributed	3,425
------------------------------------	-------

Child Care Nurse Consultant

Workshops held for child care providers	15
Childcare providers that attended workshops	240
Education Sessions	116
Nurse Consultations or Nurse Technical Assistance	176

W.I.C.

(Women, Infants & Children Nutrition Program)

Average Monthly Participation	1,961
Nutrition Education Session Attendance	4,775
Total Certifications	3,650

VITAL STATISTICS
Adams County Births*
January 1, 2009 – December 31, 2009

TOTAL BIRTHS OCCURRING IN ADAMS CO.	1,131
Born in Hospital	1,126
Born outside Hospital	5
BIRTH BY RESIDENCE	
Quincy	589
Adams County	144
Other Illinois Counties	232
Out of State	166
Number of Mothers Giving Birth To First Child	460
BIRTHS TO UNWED MOTHERS	511
10-19 years of age	106
20-25 years of age	264
26 and over	141
Quincy Residents	317
Adams County Residents	31
Other Illinois County Residents	96
Out of State Residents	67


* Report does not include any resident births that occurred outside of Adams County.

VITAL STATISTICS
Teen Births Occurring In Adams County
2004 - 2009

YEAR	2004	2005	2006	2007	2008	2009
TOTAL	133	151	123	153	120	134
Un-wed	115	123	104	125	96	108
Wed	29	28	19	28	24	26
White	122	143	112	135	111	126
Non-White	11	8	11	18	21	9
Quincy	92	86	72	73	72	76
Rural	13	15	11	13	10	9
OIC*	11	29	23	39	26	29
OOS*	17	21	17	28	12	20
Birth Order						
1st	112	125	111	128	103	119
2nd	21	25	9	19	15	18
3rd	0	1	2	6	2	1
4th	0	0	1	0	0	0

*OIC indicates residence of other Illinois County

*OOS indicates residence out of state




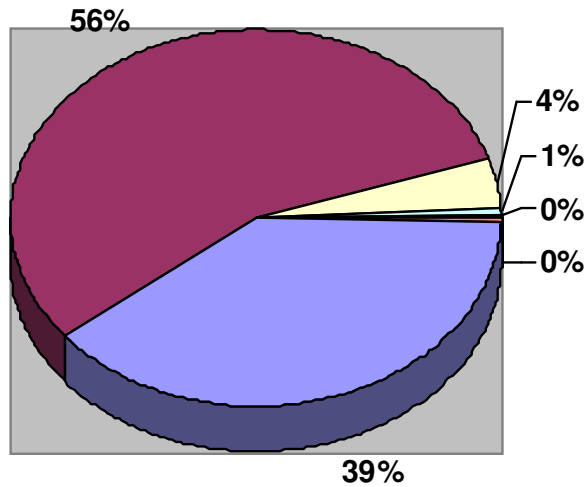
VITAL STATISTICS
Deaths Occurring in Adams County
January 1, 2009 – December 31, 2009

TOTAL DEATHS	893
Hospital	423
Nursing Home	224
Illinois Veterans Home	75
Own Home	168
Other	3
AGE AT TIME OF DEATH	
Under 1 day	1
Over 1 day/under 1 yr	1
Age 1-14	3
Age 15 – 24	7
Age 25-64	157
Age 65 - 74	161
Age 75 - 84	252
Age 85 +	311
PLACE OF RESIDENCE	
Quincy	595
Rural Adams County	139
Other Illinois Counties	76
Out of State	83
Male	480
Female	413
White	879
Non White	14

**ADAMS COUNTY HEALTH DEPARTMENT
ANNUAL FINANCIAL REPORT
FY 2008**

DECEMBER 1, 2008 – NOVEMBER 30, 2009

**REVENUE
(Total Revenue = \$3,480,736)**



**ADAMS COUNTY HEALTH DEPARTMENT
ANNUAL FINANCIAL REPORT
FY 2008**

DECEMBER 1, 2008 – NOVEMBER 30, 2009

**EXPENDITURES
(Total Expenses = \$3,891.439)**

